



DOUGH SHEETER

SERVING THE FOOD INDUSTRY SINCE 1951

DOUGH SHEETER FLOOR MODEL 28 INCH/ 710 MM TABLE LENGTH

Item: 49116 Model: BE-IT-710-FSS

**The Best Dough Sheeter
for your bakeries, restaurants
and hotels.**



FEATURES

- Aluminium die-cast shoulders and casing
- Possibility of working all types of dough, obtaining very thin results
- Galvanized hard chrome plated, ground and polished cylinders
- Easy to remove scrapers, for quick and efficient cleaning
- Adjustable belt speeds to prevent dough wrinkling
- Folding tables to reduce machine space when not in use
- Low voltage electrical system with dual commands (hand and foot pedal)
- Accident prevention safety guards connected to the electrical system by limit switches
- Machine mounted on wheels making it fully mobile



WARRANTY
PARTS AND LABOR



NEMA
5 - 15
125 VAC / 15 AMP
RECEPTACLE



Authorized Dealer

DOUGH SHEETER COUNTERTOP







TECHNICAL SPECIFICATIONS

Dough Sheeter Floor Model 28 inch/ 710 mm Table Length

Item	49116
Model	BE-IT-710-FSS
Electrical	220V/ 60Hz/ 1 Hp
Power	0.75 kW
Dough Quantity	5 kg / 11 lbs
Sheeting Thickness	0 - 35 mm / 0-1.4"
Belts Speed	0.275 - 0.475 m/s
Cylinder Length	500 mm / 19.7"
Cylinder Diameter	60 mm / 2.4"
Table Length	710 mm/ 28"
Working Dimensions (WDH)	1800 x 880 x 1100 mm 70.8" x 34.6" x 43.3"
Closed Dimensions (WDH)	600 x 880 x 1460 mm 23.6" x 34.6" x 57.5"
Packaging Dimensions (WDH)	920 x 630 x 1620 mm 36.2" x 24.8" x 63.8"
Weight	148 kg / 326.3 lbs
Packaging Weight	163 kg / 359.4 lbs

TECHNICAL DRAWINGS & DIMENSIONS

*measurements in diagrams are in mm



**MOVABLE
SAFETY
GUARD**



**CONTROL
BANNER**



**THICKNESS
ADJUSTMENT**



Operate



Close

OMCAN INC.

Telephone: 1-800-465-0234

Fax: (905) 607-0234

Email: sales@omcan.com

Website: www.omcan.com



Follow us to keep up to date with
the latest news and offers



2017E&OE